

# Oxford Phonics World 4

Consonant Blends



## Workbook

Kaj Schwermer Julia Chang Craig Wright



OXFORD

# Oxford Phonics World 4

Consonant Blends

Kaj Schwermer Julia Chang Craig Wright



# Workbook

OXFORD  
UNIVERSITY PRESS

**A** Write and say.

**b** + **l** =  



**c** + **l** =  



**B** Match and say.

1.



2.



3.



4.




blanket

club

black

clock

**C** Write and color.



1.  bike

2. red

3. yellow

4. blue



**A** Write and say.


**b** + **r** =

oom



**c** + **r** =

ab



**B** Circle and say.

1.



br oom  
cr

2.



br ocodile  
cr

3.



br ab  
cr

4.



br ide  
cr

**C** Read, write, and say.

black broom ~~bride~~ crab club crocodile

1.  She is a  bride .

2.  Do you have a  ?

3.  There is a .

4.  The  is blue.



**A** Write and say.

f + l =

y



g + l =

obe



**B** Read and circle.

1. glass



2. flag



3. fly



4. globe



**C** Unscramble, write, and match.

1. yfl

fly







2. slgas

3. legob

4. glaf



**A Match, write, and say.**

1. 	• fl •	• ub	<input type="text"/>
2. 	• cl •	• anket	blanket
3. 	• br •	• y	<input type="text"/>
4. 	• cr •	• obe	<input type="text"/>
5. 	• bl •	• oom	<input type="text"/>
6. 	• gl •	• ab	<input type="text"/>

**B Read and number.**



- The clock says six.
- The man has a black coat.
- The bride has a glass.
- Can you see the crocodile?



## A Write and say.

f + r =

og




g + r =

een



## B Say and check.

1.



grass

green

frog

2.



frog

Friday

glass

3.



Friday

flag

green

4.



frog

grass

Friday

## C Circle, write, and say.

1. frFreioggreeny



green


2. glfrogflgasrar



3. FrastFridaydya



4. lgrasslannglag



**A** Write and say.

**p** + **l** =

ate



**s** + **l** =

ide



**B** Say and check.

1.

pl

2.

sl

3.

sl

4.

pl

**C** Read, write, and say.

plate slide sleep play

1. He likes to play on the .

2. She likes to  with a frog.

3. He can  on a blanket.

4. There is a  on the grass.





**A** Write and say.

d + r =   um



t + r =   uck



**B** Write and say.

1.



drum

2.



ee

3.



ess

4.



uck

**C** Unscramble, write, and say.

1.



kturc

truck

2.



sreds

3.



reet

4.



mudr



**A Write.**

Fr gr pl sl dr tr

1.



Friday

2.



um

3.



een

4.



uck

5.



eep

6.



ay

**B Check and write.**

1.



fr	gr	pl	sl	dr	tr
				✓	

dress

2.



3.



4.













5.



6.



## A Write and say.

- |    |   |   |     |   |   |
|----|---|---|-----|---|---|
| 1. |    | <u>g</u> <u>t</u> <u>a</u> <u>s</u> <u>s</u>                | 6.  |    | <u>    </u> <u>    </u> <u>    </u> <u>    </u> <u>    </u> |
| 2. |    | <u>    </u> <u>    </u> <u>    </u> <u>    </u>             | 7.  |    | <u>    </u> <u>    </u> <u>    </u> <u>    </u> <u>    </u> |
| 3. |    | <u>    </u> <u>    </u> <u>    </u> <u>    </u> <u>    </u> | 8.  |    | <u>    </u> <u>    </u> <u>    </u> <u>    </u> <u>    </u> |
| 4. |  | <u>    </u> <u>    </u> <u>    </u> <u>    </u> <u>    </u> | 9.  |  | <u>    </u> <u>    </u> <u>    </u> <u>    </u> <u>    </u> |
| 5. |  | <u>    </u> <u>    </u> <u>    </u> <u>    </u> <u>    </u> | 10. |  | <u>    </u> <u>    </u> <u>    </u> <u>    </u>             |

## B Look at the circled letters in A. Write and say.



He likes to s \_\_\_\_\_  
 with a \_\_\_\_\_.



**C Match, write, and say.**



• cl •

• og

Handwriting practice line with a dashed middle line.



• cr •

• ub

Handwriting practice line with a dashed middle line.



• fl •

• um

Handwriting practice line with a dashed middle line.



• fr •

• y

Handwriting practice line with a dashed middle line.



• pl •

• ab

Handwriting practice line with a dashed middle line.



• dr •

• ay

Handwriting practice line with a dashed middle line.

**D Read and check.**



The grass is green.

The glass is green.




I can use a blanket to clean.

I can use a broom to clean.



Can you play on Friday?

Can you play on the slide?



This is a crocodile.

This is a clock.



## A Write and say.

s + m =

ite



s + n =

ake



## B Circle, write, and say.

1.



sm oke  
sn

2.



sm ake  
sn

3.



sm ile  
sn

4.



sm ow  
sn

## C Read and circle.

1.



I like to play in the smoke.  
snow.

2.



Can you see the snake?  
smoke?

3.



Is that your snake?  
smile?

4.



I like your smile.  
snow.



**A** Write and say.

**s** + **p** =

oon



**s** + **w** =

ing



**B** Say and check.

1.



spoon

swim

smile

2.



spot

snow

swing

3.



smoke

spoon

swim

4.



spot

spoon

snake

**C** Read, write, and say.

1. She can play on the .


2. There is a  on the blanket.

3. A  is on the plate.



4. He can  in the lake.



**A** Write and say.

s + t =   

**B** Match, write, and say.

1.		•	<input type="text"/>
2.		•	<input type="text"/>
3.		•	<input type="text"/>
4.		•	<input type="text"/>







**C** Circle and say.






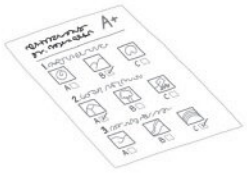


- |                   |                   |
|-------------------|-------------------|
| 1. oblastoptrechb | 2. brdaomtestrcke |
| 3. cesstamphsuble | 4. laswopakesfast |



**A Match, write, and say.**

1.		• sm •	• ow	<input type="text"/>
2.		• sp •	• ing	<input type="text"/>
3.		• st •	• ile	<input type="text"/>
4.		• sw •	• amp	<input type="text"/>
5.		• sn •	• oon	<input type="text"/>
6.			• op	<input type="text"/>

**B Read and number.**

1. She takes a test.	<input type="checkbox"/>		<input type="checkbox"/>	
2. I can see the smoke.	<input type="checkbox"/>		<input type="checkbox"/>	
3. They drive fast.	<input type="checkbox"/>		<input type="checkbox"/>	
4. There is a spot on the rag.				
5. He swims on Saturday.				
6. We don't want a snake.				





### A Write and say.

sh

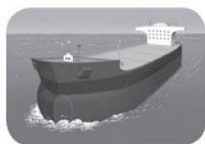
\_\_\_\_\_

\_\_\_\_\_elf



### B Read and circle.

1.



fish

stamp

ship

2.



ship

sleep

fish

3.



spot

shell

brush

4.



brush

club

shell

### C Unscramble, write, and say.

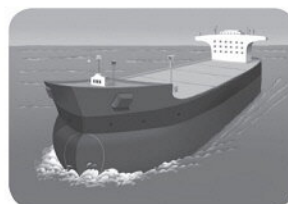
1.



s f i h

\_\_\_\_\_

2.



i p s h

\_\_\_\_\_

3.



s h r u b

\_\_\_\_\_

4.




l e s h l

\_\_\_\_\_



**A** Write and say.

ch        ick



tch        wa



**B** Circle and say.

1.



sh  
tch ick  
ch

2.



tch  
ca ch  
sh

3.



tch  
lun ch  
sh

4.



ch  
wa sh  
tch

**C** Read, write, and say.


brush catch chick lunch fish watch

1.  What do you eat for  ?

2.  The  is yellow.

3.  She can  the ball.

4.  I like your new .



**A Write and say.**

ph

\_\_\_\_\_


\_\_\_\_\_one



wh

\_\_\_\_\_

\_\_\_\_\_ate



**B Write and say.**

1.



\_\_\_\_\_dol\_\_\_\_\_in

2.



\_\_\_\_\_ite

3.



\_\_\_\_\_ate

4.



\_\_\_\_\_one

**C Write and color.**

white ship phone dolphin whale lunch



1. red

\_\_\_\_\_

2. black

\_\_\_\_\_

3. blue

\_\_\_\_\_

4.

\_\_\_\_\_

paint



**A Write.**

1.



wa

Handwriting practice box with dashed lines.

2.



ite



3.



ell

Handwriting practice box with dashed lines.

4.



lun

Handwriting practice box with dashed lines.

5.



one

Handwriting practice box with dashed lines.

6.



bru

Handwriting practice box with dashed lines.

**B Check and write.**

1.



2.




3.



4.



5.



6.




sh	ch	tch	ph	wh

Handwriting practice boxes with dashed lines, corresponding to the rows in the table.



## A Write and say.

1. 

6. 

2. 

7. 

3. 

8. 

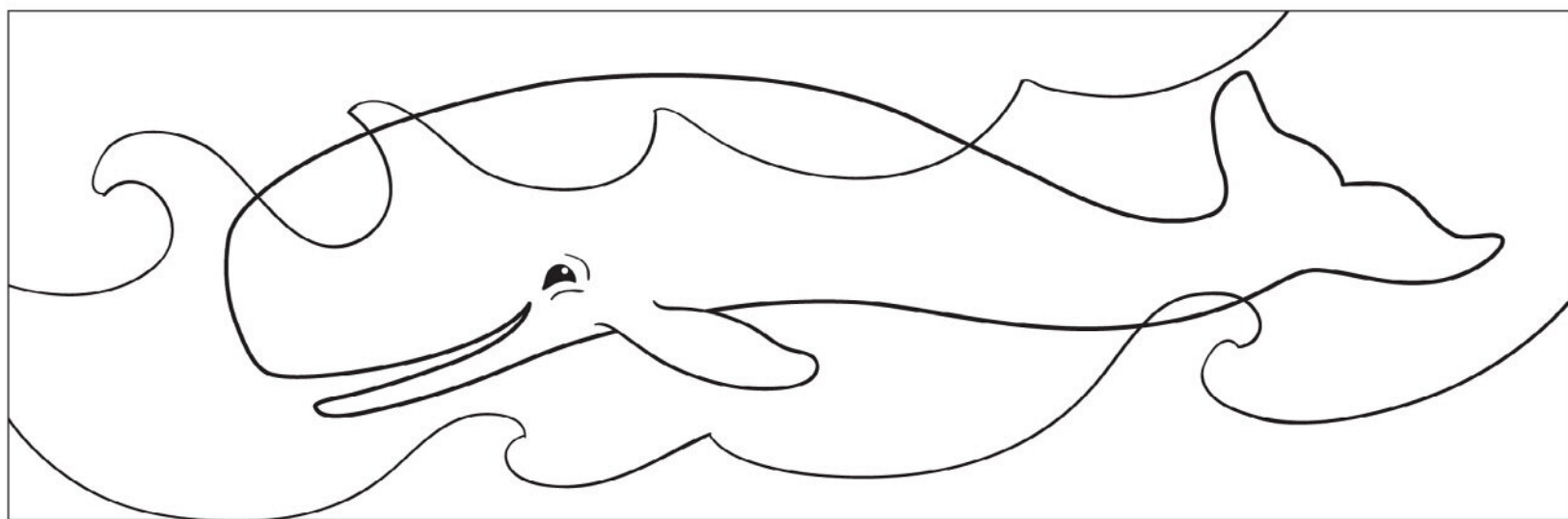
4. 

9. 

5. 

10. 







## B Look at the circled letters in A. Write and say.



The   likes to swim in the waves.



**C Match, write, and say.**

- |    |   |   |        |   |     |                      |
|----|---|---|--------|---|-----|----------------------|
| 1. |    | • | • ch • | • | amp | <input type="text"/> |
| 2. |    | • | • sh • | • | ick | <input type="text"/> |
| 3. |    | • | • sm • | • | ing | <input type="text"/> |
| 4. |    | • | • sn • | • | oke | <input type="text"/> |
| 5. |  | • | • st • | • | ake | <input type="text"/> |
| 6. |  | • | • sw • | • | ip  | <input type="text"/> |

**D Read and circle.**

- 

He can swim catch the ball.
- 

I eat with a spoon. brush.
- 

This snow is white. lunch.
- 

The snake dolphin lives in the sea.



## A Write and say.

th         is



## B Match, write, and say.

1.  •  mother
2.  •  father
3.  •  is
4.  •  at

## C Read, write, and say.

this that ship mother father watch

1.  is my toy.
2. This is my .
3. That is my .
4.  is his car.



**A** Write and say.

th


**B** Read and circle.

1.



father

three

bath

2.



teeth

bath

that

3.



think

that

three

4.



mother

think

this

**C** Unscramble, write, and say.

1.



h e t e t

2.



k i n h t

3.



r h e e t

4.



t h a b





**A** Write and say.

ck        du

qu        een



**B** Say and check.

1.   
  
 qu

2.   
  
 ck

3.   
  
 qu

4.   
  
 ck

**C** Write and color.

quilt    queen    rocket    duck



- 1. white
- 2. black
- 3. green
- 4. yellow



**A** Write and say.

1.



ba

2.



een

3.



at

4.



fa er

5.



du

6.

3

ree

**B** Read, write, and say.

1.

My  is at home.

2.

I like to .

3.

You have white .

4.

I have a green .

5.

Do you see the  ?

6.

 is my ball.

### A Write and say.

ng




nk




### B Circle and say.

1.



ki ng  
nk

2.



lo ng  
nk

3.



ba ng  
nk

4.



pi ng  
nk

### C Read, write, and say.

rocket long bank quilt pink king

1.



The  is my father.

2.



The king is at the .

3.



Is the dress  ?

4.



That is a  dog!



**A** Write and say.

**n** + **d** =

wi



**n** + **t** =

te



**B** Match, write, and say.



• te

• ha

• pai

• wi


**C** Read and number.

- A tent is on the grass.
- The wind is in the trees.
- He has a plate in his hand.
- She has a can of paint.



**A** Write and say.

l + t =   


m + p =   

**B** Circle, write, and say.

1.  be lt mp

2.  ca lt mp

3.  la lt mp

4.  adu lt mp

**C** Circle and say.



1. bemadultempolt
2. dacampadolmpte
3. adumcalampetlu
4. cadubeltdalmp



**A Write.**

1.



wi



2.




adu



3.




ca



4.




lo



5.



pi



6.



pai



**B Check and write.**

1.



2.



3.



4.



5.



6.




ng	nk	nd	nt	lt	mp





## A Write and say.



\_\_\_\_\_



\_\_\_\_\_



\_\_\_\_\_



\_\_\_\_\_



\_\_\_\_\_



\_\_\_\_\_



\_\_\_\_\_



\_\_\_\_\_



\_\_\_\_\_




\_\_\_\_\_



\_\_\_\_\_

## B Look at the circled letters in A. Write and say.



The \_\_\_\_\_ has

a pink \_\_\_\_\_.



**C Match, write, and say.**

1.		• wi •	• nt	<input type="text"/>
2.		• pai •	• ng	<input type="text"/>
3.		• be •	• nd	<input type="text"/>
4.		• th •	• is	<input type="text"/>
5.		• du •	• lt	<input type="text"/>
6.		• ki •	• ck	<input type="text"/>

**D Read, write, and say.**

that bath mother hand lamp bank

- I take a  at night.
- I use my  to clean my teeth.
- is my blanket.
- I have a pink .





## A Write and say.

s + k =   unk



s + c =   ale



## B Say and check.

1.



lamp

desk

school

2.



skunk

scale

pink

3.



school

desk

duck

4.



scale

school

camp

## C Read, write, and say.

1. The kids are at  .

2. She can use a  .

3. A pen is on the  .

4. They can see a  !




**A Write and say.**

s + p + r =   ay



s + t + r =   ing



**B Write and say.**

1.   ong

2.   ing

3.   ing

4.   ay

**C Read and circle.**

1.  We need a can of spray.  
string.

2.  I go to the park in strong.  
spring.

3.  My father is strong.  
spray.

4.  The cat plays with spring.  
string.



**A** Write and say.

s + p + l =

ash



s + qu =

id



**B** Match, write, and say.



•  ash



•  are




•  id



•  int

**C** Write and color.



1. red







2. blue

3. pink

4. white




**A** Match, write, and say.


1.		• spl •	• ing	<input type="text"/>
2.		• spr •	• int	<input type="text"/>
3.		• squ •	• ale	<input type="text"/>
4.		• sk •	• are	<input type="text"/>
5.		• str •	• unk	<input type="text"/>
6.		• sc •	• ong	<input type="text"/>

**B** Read, write, and say.













- The  sees a fish.
- The squid can  ink.
- The dolphin likes to .
- The whale is .



## A Write and say.

c
-----
ri e


## B Read and circle.

- |               |   |   |   |
|---------------|---|---|---|
| 1. city       |    |    |    |
| 2. ice cream  |   |   |   |
| 3. cell phone |  |  |  |
| 4. rice       |  |  |  |

## C Read, write, and say.

1. They live in the -----.
2. The girl has -----.
3. Her brother likes -----.
4. Their mother has a new -----.



**A** Write and say.

g        



**B** Say and check.

1.



grass

orange

giant

2.



giraffe

glass

cage

3.



giant

globe

orange

4.



cage

green

giraffe

**C** Unscramble, write, and say.

1.



angero



2.



egac



3.



firgafe



4.



tanig







**A** Write and say.

s
\_ \_ \_
ro \_ e



**B** Read and circle.

1.  legs  
dress  
cheese

2.  glass  
jeans  
cheese

3.  grass  
rose  
legs

4.  jeans  
desk  
rose

**C** Circle, write, and say.

1. ro g e l l e c h l e g s e

2. e s j e a n s l e c h r o e

 \_ \_ \_

 \_ \_ \_

3. c h e e s e o r o g j e s l

4. l e o r a d r o s e g l a s



 \_ \_ \_

 \_ \_ \_





**A Write.**

1.   
oran  e

2.   
ro  e

3.   
jean 

4.   
ri  e

5.   
 ity

6.   
 iraffe

**B Check and write.**

1. 
2. 
3. 
4. 
5. 
6. 

soft c	soft g	voiced s

Handwriting practice lines for each item in section B, consisting of a solid top line, a dashed middle line, and a solid bottom line.







## A Write and say.

1.



Handwriting practice lines for the word 'school'.

6.



Handwriting practice lines for the word 'dumbbell'.

2.



Handwriting practice lines for the word 'table'.

7.



Handwriting practice lines for the word 'rice'.

3.



Handwriting practice lines for the word 'squid'.

8.



Handwriting practice lines for the word 'orange'.

4.



Handwriting practice lines for the word 'pants'.

9.



Handwriting practice lines for the word 'wristband'.

5.




Handwriting practice lines for the word 'cat'.

10.



Handwriting practice lines for the word 'rose'.

## B Look at the circled letters in A. Write and say.









The  is on

the .




**C Match, write, and say.**

1.		•	• leg •	•	iant	<input type="text"/>
2.		•	• spl •	•	ay	<input type="text"/>
3.		•	• c •	•	s	<input type="text"/>
4.		•	• g •	•	ash	<input type="text"/>
5.		•	• spr •	•	are	<input type="text"/>
6.		•	• squ •	•	ity	<input type="text"/>

**D Read and circle.**

-  Do you have a      cage?  
cell phone?
-  I need      string  
spring for my kite.
-  She likes pink      cheese.  
ice cream.
-  The      giraffe  
crab has long legs.





**bl**

**cl**

**br**

**cr**

**fl**

**gl**

**fr**

**gr**

**pl**

**sl**

**dr**

**tr**

**sm**

**sn**

**sp**

**sw**

**st**

**sh**

**ch**

**tch**

**ph**





**wh**

**th**

**ck**

**qu**

**ng**

**nk**

**nd**

**nt**

**lt**

**mp**

**sk**

**sc**

**spr**

**str**

**spl**

**squ**

**a**

**b**

**c**

**d**

**e**





**f**

**g**

**h**

**i**

**j**

**k**

**l**

**m**

**n**

**o**

**p**

**q**

**r**

**s**

**t**

**u**

**v**

**w**

**x**

**y**

**z**







# OXFORD

UNIVERSITY PRESS

198 Madison Avenue  
New York, NY 10016 USA

Great Clarendon Street, Oxford, OX2 6DP, United Kingdom

Oxford University Press is a department of the University of Oxford.  
It furthers the University's objective of excellence in research, scholarship,  
and education by publishing worldwide. Oxford is a registered trade  
mark of Oxford University Press in the UK and in certain other countries

© Oxford University Press 2015

The moral rights of the author have been asserted

eBook Edition

ISBN: 978 0 19 471256 9 Interactive ebook

ISBN: 978 0 19 471264 4 Interactive ebook - app version

First published in 2015

## **No copying or file sharing**

This digital publication is protected by international copyright laws.  
No part of this digital publication may be reproduced, modified, adapted,  
stored in a retrieval system, or transmitted, in any form or by any means,  
to any other person or company without the prior permission in writing  
of Oxford University Press, or as expressly permitted by law. Enquiries  
concerning reproduction outside the scope of the above should be sent to  
the ELT Rights Department, Oxford University Press, at the address above  
You must not modify, adapt, copy, store, transfer or circulate the contents  
of this publication under any other branding or as part of any other product.  
You may not print out material for any commercial purpose or resale  
Any websites referred to in this publication are in the public domain and  
their addresses are provided by Oxford University Press for information only.  
Oxford University Press disclaims all and any responsibility for the content  
of such websites

## ACKNOWLEDGEMENTS

*Cover Design:* Molly K. Scanlon

*The authors and publisher are grateful to those who have given permission to reproduce  
the following extracts and adaptations of copyright material:*

*Illustrations by:* Scott Angle, Robin Boyer, Nancy Carlson, Marcus Cutler, Mattia  
Cerato, Lalena Fisher, Jannie Ho, Nathan Jarvis, Bill Ledger (3D art), Julissa  
Mora.

# Oxford Phonics World

Let us guide you through  
the world of phonics...



**Oxford Phonics World** is the first step on your students' journey into English, leading you through **all 44 sounds**.

- **Over 150 Phonics Friends** — an angry apple, a big bear, and others — help children remember English sounds.
- **Action songs, chants, and games** encourage children to discover connections between English sounds and letters.
- **Active class activities** develop children's listening, speaking, reading, writing, and spelling skills and provide opportunities to apply them.
- **Multi-ROMs** include fun animations and interactive games, stories, and songs for practice at home.

**5 levels of phonics for use before or alongside your English course**

- **Student Book** with **Student Cards** and **Multi-ROMs**
- **Workbook**
- **Teacher's Book**
- **Phonics Cards**
- **Phonics Readers**
- **Oxford iTools**  
Digital Classroom Resources



Authors **Kaj Schwermer, Julia Chang, and Craig Wright**, and musician **Laurie Thain** are experienced teachers and teacher trainers who specialize in phonics instruction.

**OXFORD**  
UNIVERSITY PRESS

[www.oup.com/elt/oxfordphonicsworld](http://www.oup.com/elt/oxfordphonicsworld)

ISBN 978-0-19-459626-8



9 780194 596268