

3

This is my nose!

Lesson One Words

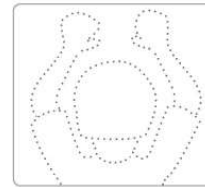
1 Number the picture.






- ① leg
- ② face
- ③ ear
- ④ nose
- ⑤ arm

2 What's next? Look, draw and write.

ears legs ~~arms~~ face



arms



1 Count and circle. Then write.

one two



arm / arms

two arms



leg / legs



nose / noses



ear / ears

2 Look at the pictures and match. Then write.



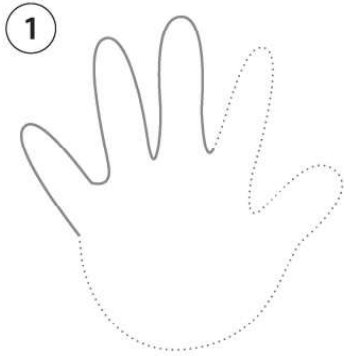
This is



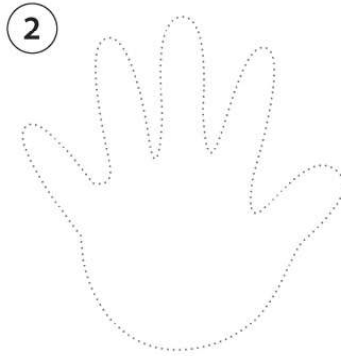
These are



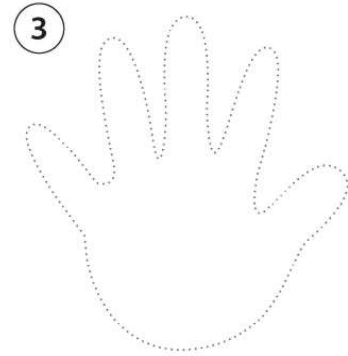
1 Read and trace.



Trace three fingers.




Trace five fingers.



Trace one finger.

2 Read and colour.



- Colour the legs yellow.
- Colour the eyes blue.
- Colour the nose green.
- Colour the ears red.
- Colour the face pink.
- Colour the hands orange.
- Colour the shoulders purple.
- Colour the eyebrows green.

3 Look at the picture again and write.

1 The eyes are blue.

3 The _____ is green.

5 The _____ are yellow.

2 The _____ are red.

4 The _____ are purple.

6 The _____ is pink.

1 Match.

I J K L
k i l j


2 Read and write the letters *i, j, k* and *l*.



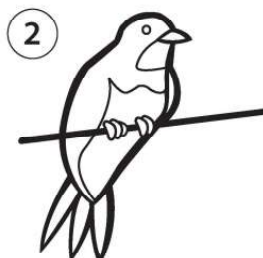
The lion's got some am.
 The ion's got some nk.
 Look! Here is a ite.
 Oops! The ion is a mess.



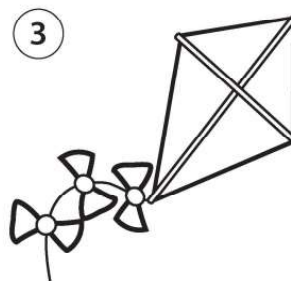
3 Write.




 j am



 ird




 ite




 ig



 ion



 nk



 pple



 at


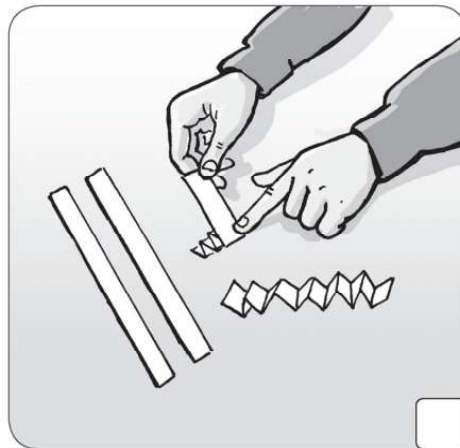
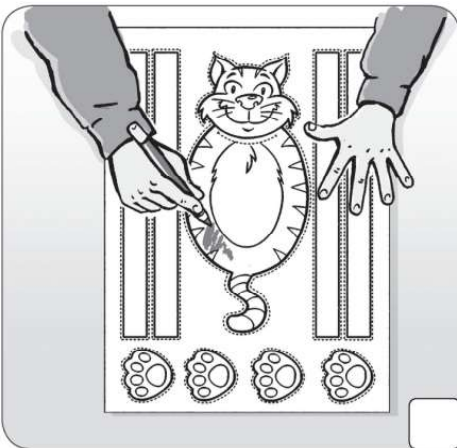


Skills Time!

Lesson Five

Reading

1 Read and number the pictures.

- 1 This is my paper cat.
- 2 Colour the face and body. Colour the legs and paws.
- 3 Now cut out the body. And cut out the face.
- 4 Cut out the four legs. Fold the legs.
- 5 Cut out the paws. Stick the paws on the legs.
- 6 Stick the legs on the body.



2 Read again and circle.

- 1 This is my paper **pen** / **cat**.
- 2 Colour the **face** / **hat**.
- 3 Cut out the **four** / **six** legs.
- 4 Stick the **legs** / **fingers** on the body.

Writing

1 Underline the sentences. Count and write.

- 1 Cut out the four legs. Fold the legs. 2
- 2 This is my nose. _____
- 3 This is my pen. This is my pencil. And this is my ruler. _____
- 4 It's a folder. It's my red folder. _____
- 5 It's orange. The nose is pink. The eyes are green. It's a tiger! _____



About me!


2 Match.

eyes ears nose legs arms face hands fingers eyebrows shoulders

This is my

These are my

3 Draw and write about your body.



My name's _____.

This is my _____.

This _____.

These are my _____.

These are _____.

These _____.

_____.

_____.

Fluency Time! ①

Everyday English

1 Order the words.



Mrs

White.

is

This

This is Mrs White.



Nice to meet you.


too.

meet

to

Nice


you,



is

This

James.



meet

Nice

to

you.

meet


Nice

to

too.

you,

2 Look and write.





1 Watch and circle.

1



Dad / Mrs Smith

2



Mrs Smith / Kate

3



Mum / Mrs Smith

2 Watch again. Then match.

1

Dad, this is Mrs Smith.

2

Nice to meet you.

3

Nice to meet you, too.

4

His name is Robbie.

a



b



c



d



3 Talk with a friend. What's your favourite colour?


What colour is Kate's bag?

My favourite colour is blue.

Review 1

1 Read and colour.

- Colour the rubber red.
- Colour the book blue.
- Colour the bag yellow.
- Colour the ruler orange.
- Colour the pen green.
- Colour the pencil purple.



2 Look at the picture again and tick (✓) or cross (✗).

- | | | |
|---------------------|-----------|-------------------------------------|
| 1 How many boys? | 2 boys | <input checked="" type="checkbox"/> |
| 2 How many girls? | 3 girls | <input type="checkbox"/> |
| 3 How many windows? | 8 windows | <input type="checkbox"/> |
| 4 How many doors? | 1 door | <input type="checkbox"/> |

3 Write the words in the correct box.

eyes pen ball eyebrows game ruler hands
book train puzzle face pencil

toys

train

school

body

4 Order the words.

1 this? What's What's this?

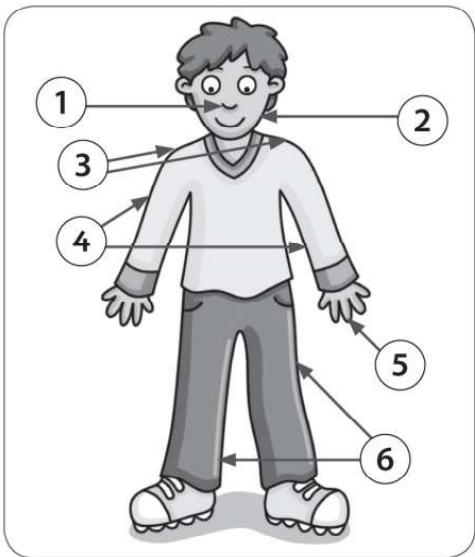
2 old you? How are _____?

3 It's scooter. a _____.

4 your name? What's _____?

5 Look at the picture and write.

nose face fingers legs
arms shoulders



- ① This is my nose.
- ② This is my _____.
- ③ These are _____.
- ④ These _____.
- ⑤ _____.
- ⑥ _____.

6 Write.

